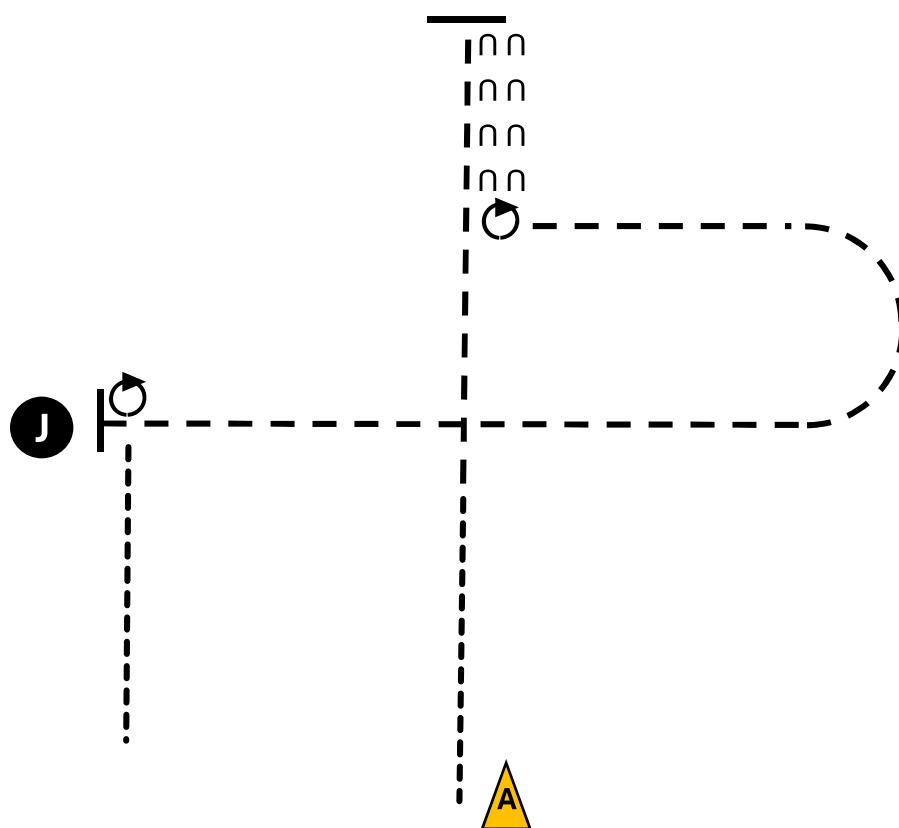


Luxembourg International Championship 2025
Showmanship At Halter
AQHA/NSBA L1/Novice Amateur – L1/Novice Youth – All-breed



1. Begin at A , walk
2. Trot, stop, back up 4 steps
3. Stop, perform a 90 ° turn to the right
4. Jog
5. Stop and set up for inspection at the judge
6. When dismissed perform a 270 ° turn to the right
7. Walk to exit

Walk

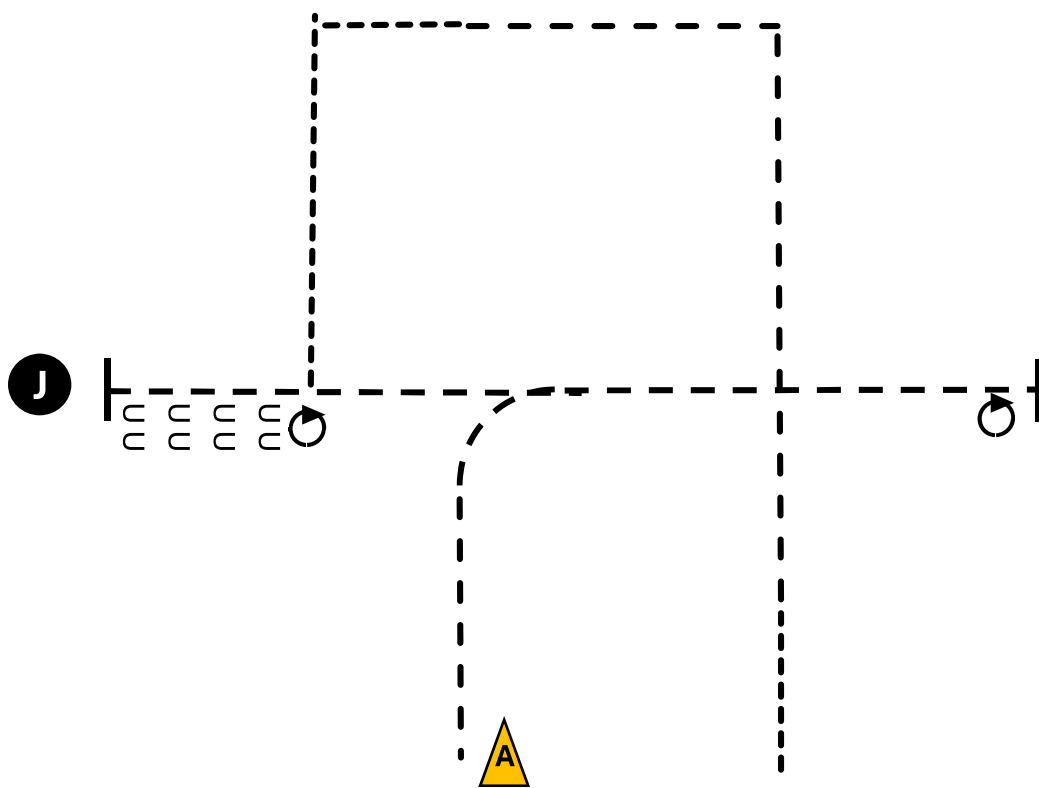
Trot

Back

- - - - -

⊂ ⊂ ⊂ ⊂
 ⊂ ⊂ ⊂ ⊂

Luxembourg International Championship 2025
Showmanship
AQHA/NSBA Amateur & Select & Youth



1. Begin at A , trot
2. Stop, perform a 180 ° turn to the right
3. Trot, set up for inspection at the judge
4. Back up, perform a 270 ° turn to the right
5. Walk
6. Trot
7. Break to walk, walk to exit

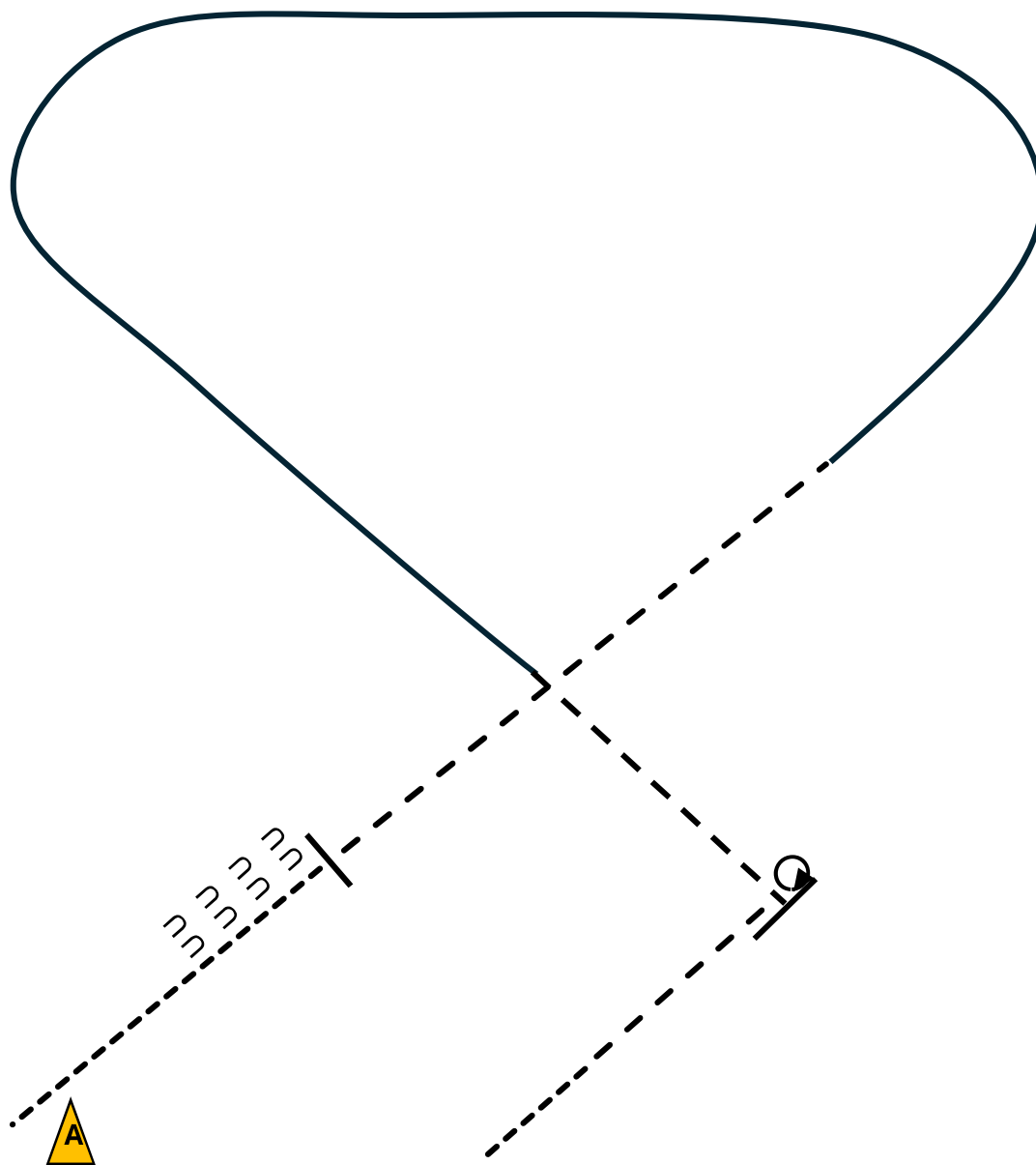
Walk

Trot

Back

 - - - - -
 C C C C
 C C C C

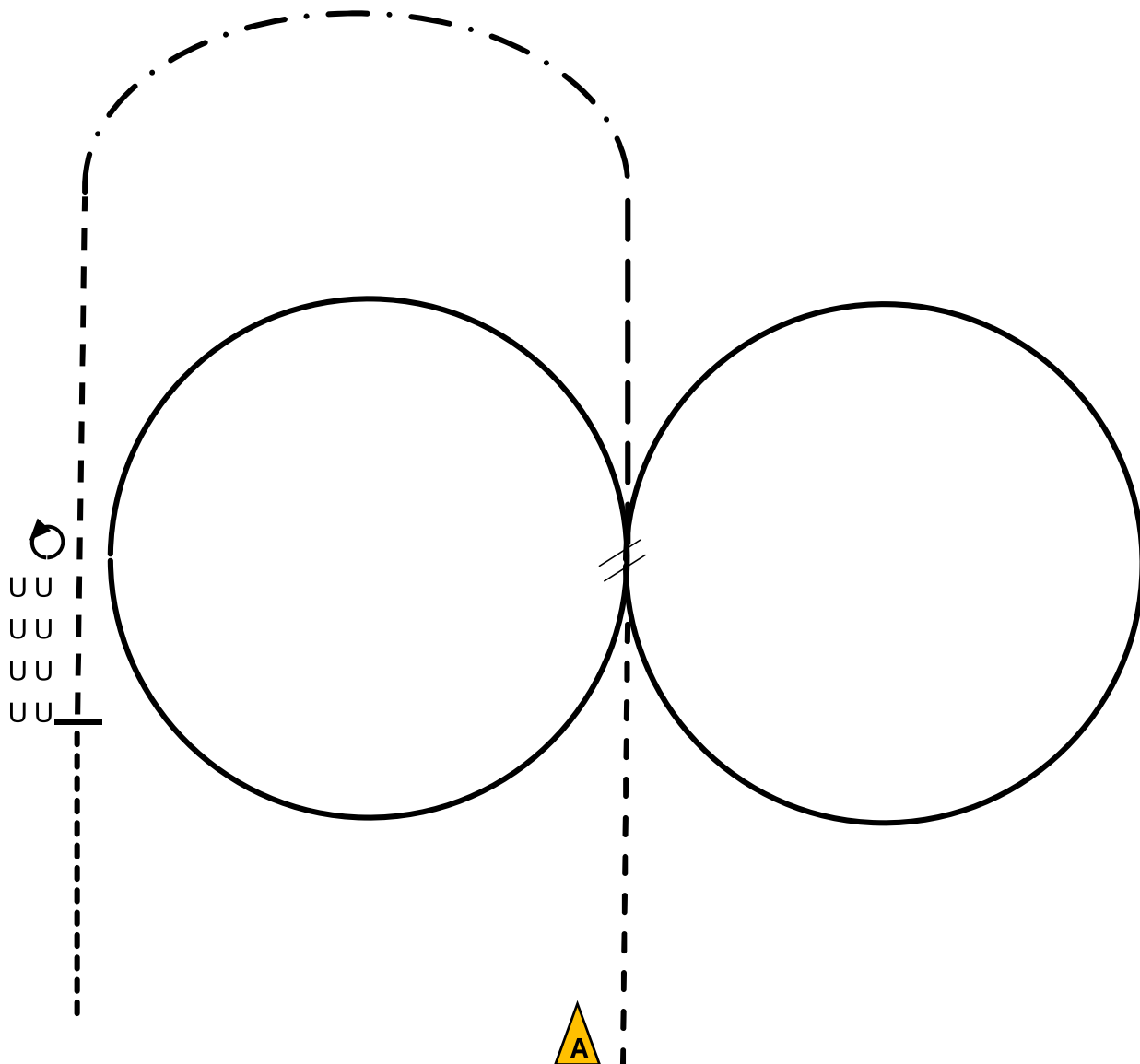
Luxembourg International Championship 2025
Western Horsemanship
AQHA/NSBA L1/Novice Amateur - L1/Novice Youth - Allbreed



1. Begin at A , walk
2. Stop, back up and jog
3. Lope left lead
4. Break to jog
5. Stop, perform a 90 ° turn to the right
6. Jog
7. Break to walk, walk to exit

Walk	-----
Jog	- - - - -
Extended Jog	— . — . —
Lope	=====
Back	⊔ ⊔ ⊔ ⊔ ⊔ ⊔ ⊔ ⊔

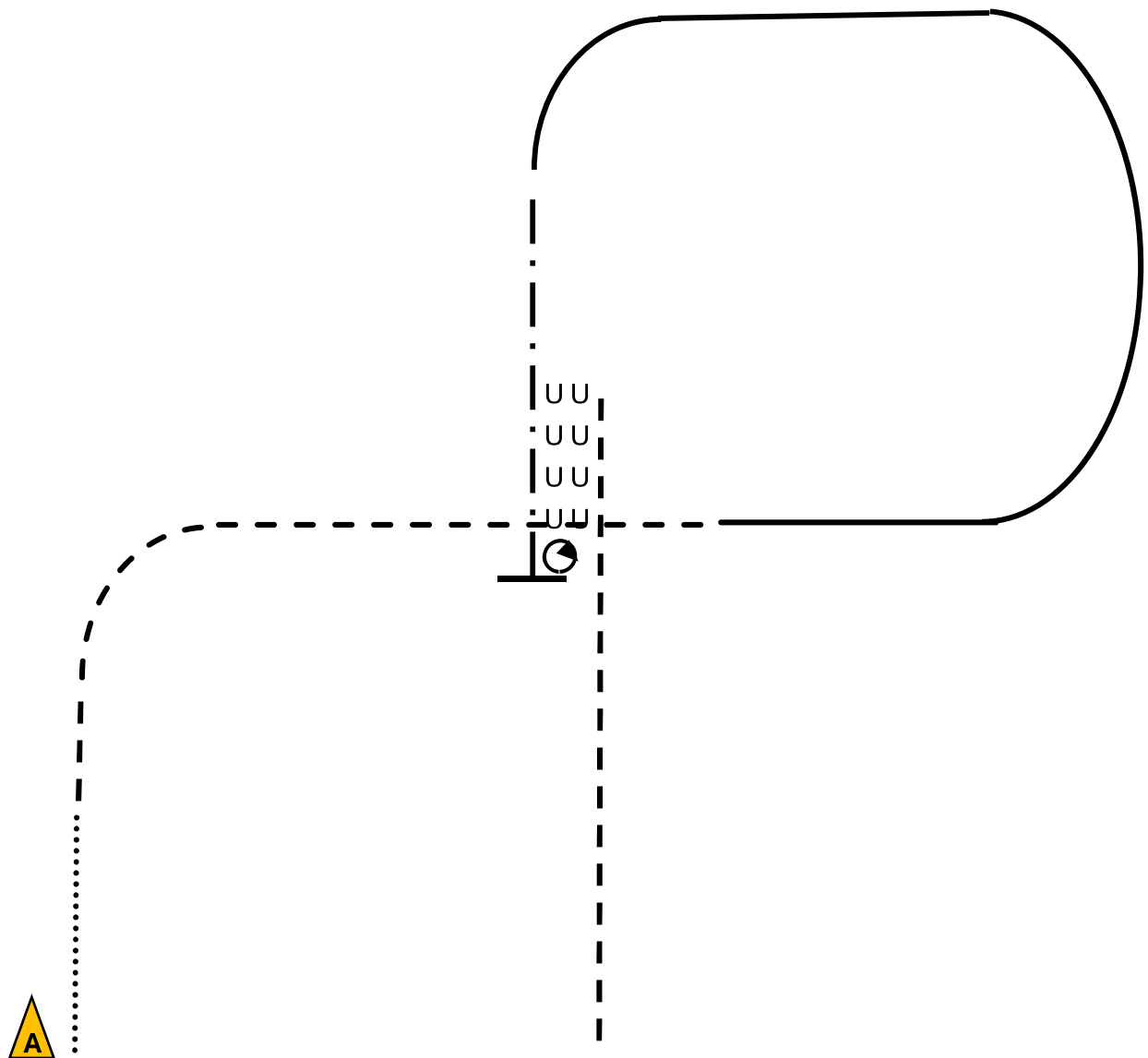
Luxembourg International Championship 2025
Western Horsemanship
AQHA/NSBA Amateur & Select & Youth



1. Begin at A , jog
2. Lope a circle right lead
3. Change leads
4. Lope a circle left lead
5. Break to extended jog
6. Break to jog
7. Stop, back up, perform a 360 ° to the left
8. Break to walk, walk to exit

Walk	-----
Jog	- - - - -
Extended Jog	— . — . —
Lope	=====
Back	⊞ ⊞ ⊞ ⊞ ⊞ ⊞ ⊞ ⊞

Luxembourg International Championship 2025
Hunt Seat Equitation
AQHA/NSBA L1/Novice Amateur – L1/Novice Youth - Allbreed



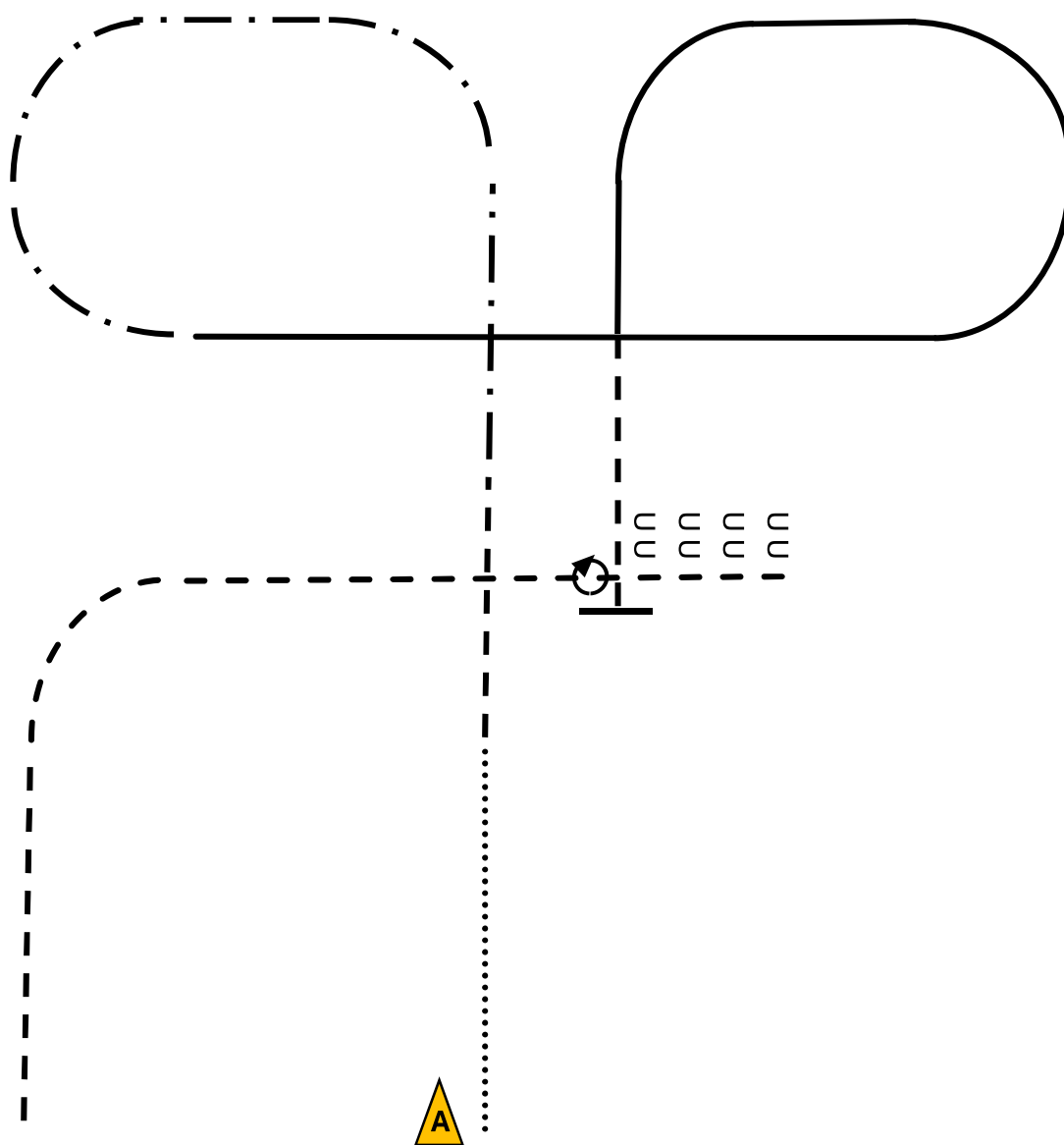
1. Begin at A , walk
2. Posting trot on the left diagonal
3. Canter left lead
4. Break to sitting trot and stop
5. Perform a 360 ° turn on the forehand right
6. Back up
7. Sitting trot to exit

Walk	-----
Sitting trot	- - - - -
Posting trot	— . — . —
Canter	—————
Back	⊔ ⊔ ⊔ ⊔ ⊔ ⊔ ⊔ ⊔

Luxembourg International Championship 2025

Hunt Seat Equitation

AQHA/NSBA Amateur – Youth



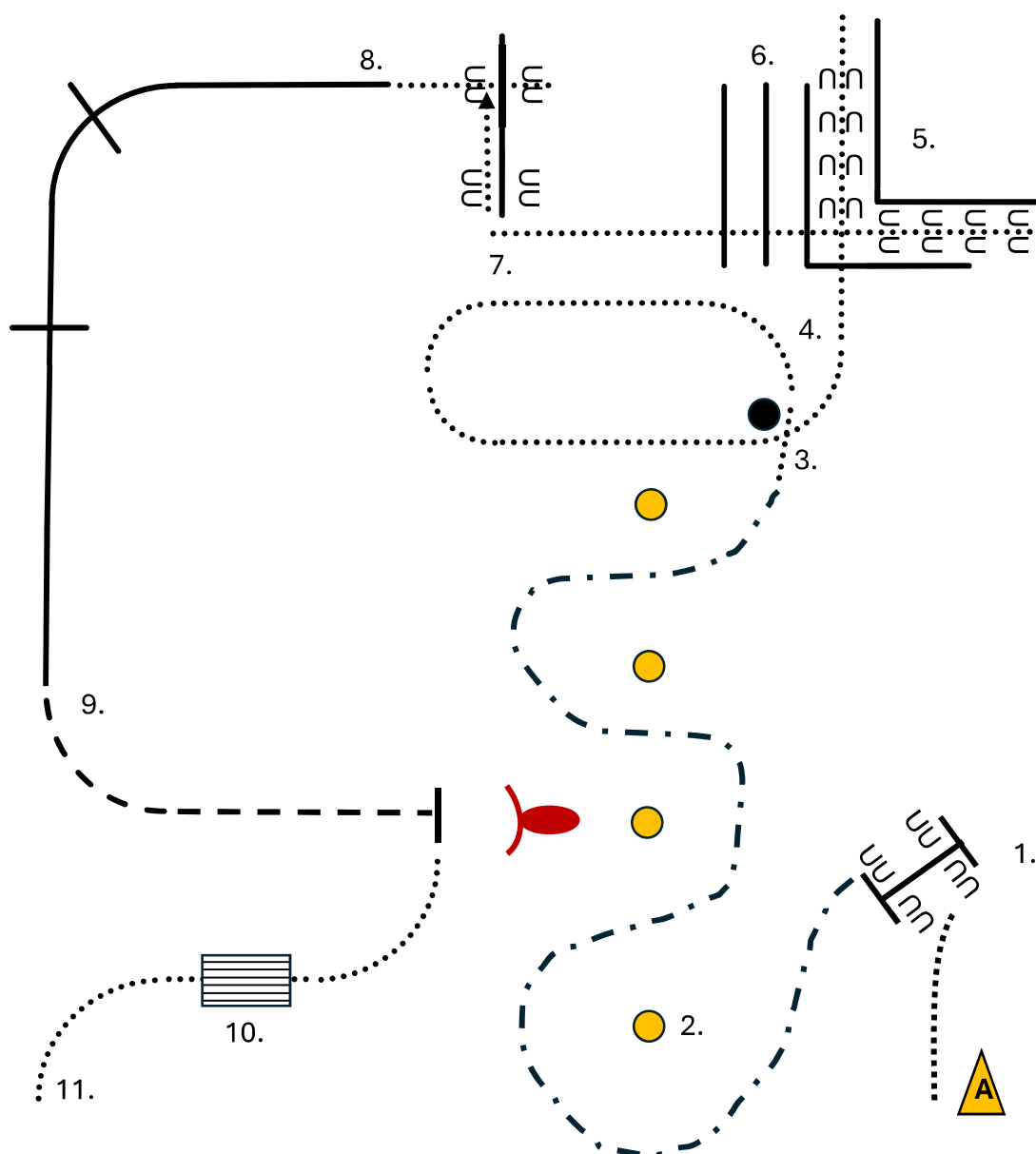
1. Begin at A , walk
2. Sitting trot for two horse lengths
3. Posting trot on the right diagonal
4. Canter left lead
5. Break to sitting trot and stop
6. Perform a 90 ° turn on the forehand right
7. Back up two horse lengths
8. Sitting trot to exit

Walk	-----
Sitting trot	- - - - -
Posting trot	— . — . —
Canter	—————
Back	<div> C C C C </div> <div> C C C C </div>

Luxembourg International Championship 2025

Ranch Trail

AQHA/NSBA Amateur – Youth



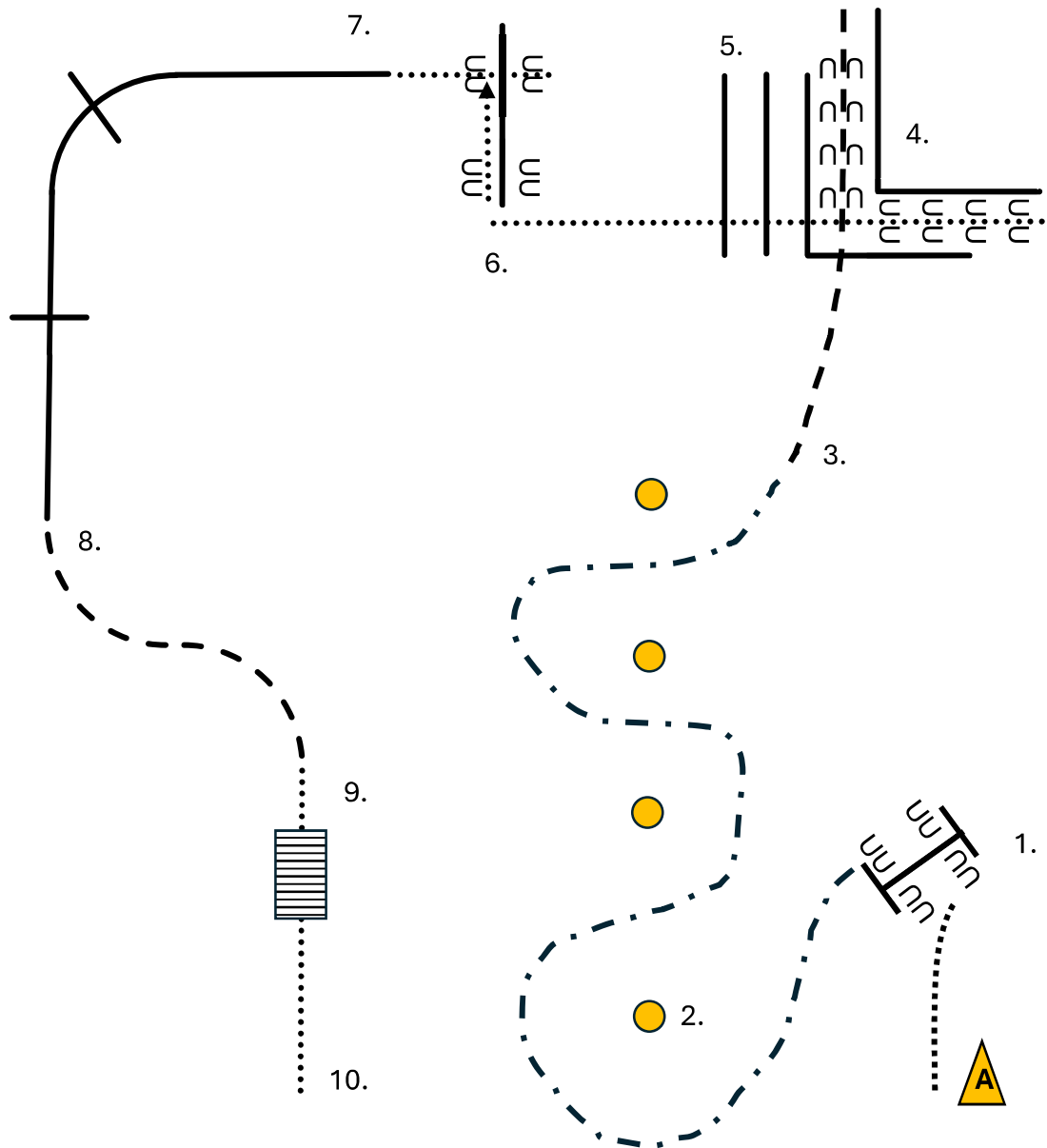
1. Begin at A , walk and work gate
2. Extended trot serpentine
3. Break to walk and drag
4. Stop drag and walk in chute
5. Stop and back up through L
6. Walk out and go over logs
7. Sidepass, walk out
8. Lope left lead over logs
9. Break to trot and rope dummy 1 time
10. Walk over bridge
11. Walk to exit

Walk	-----
Trot	- - - - -
Extended Trot	- . - . -
Lope	=====
Back	⊞ ⊞ ⊞ ⊞

Luxembourg International Championship 2025

Ranch Trail

AQHA/NSBA L1/Novice Amateur – L1/Novice Youth - Allbreed



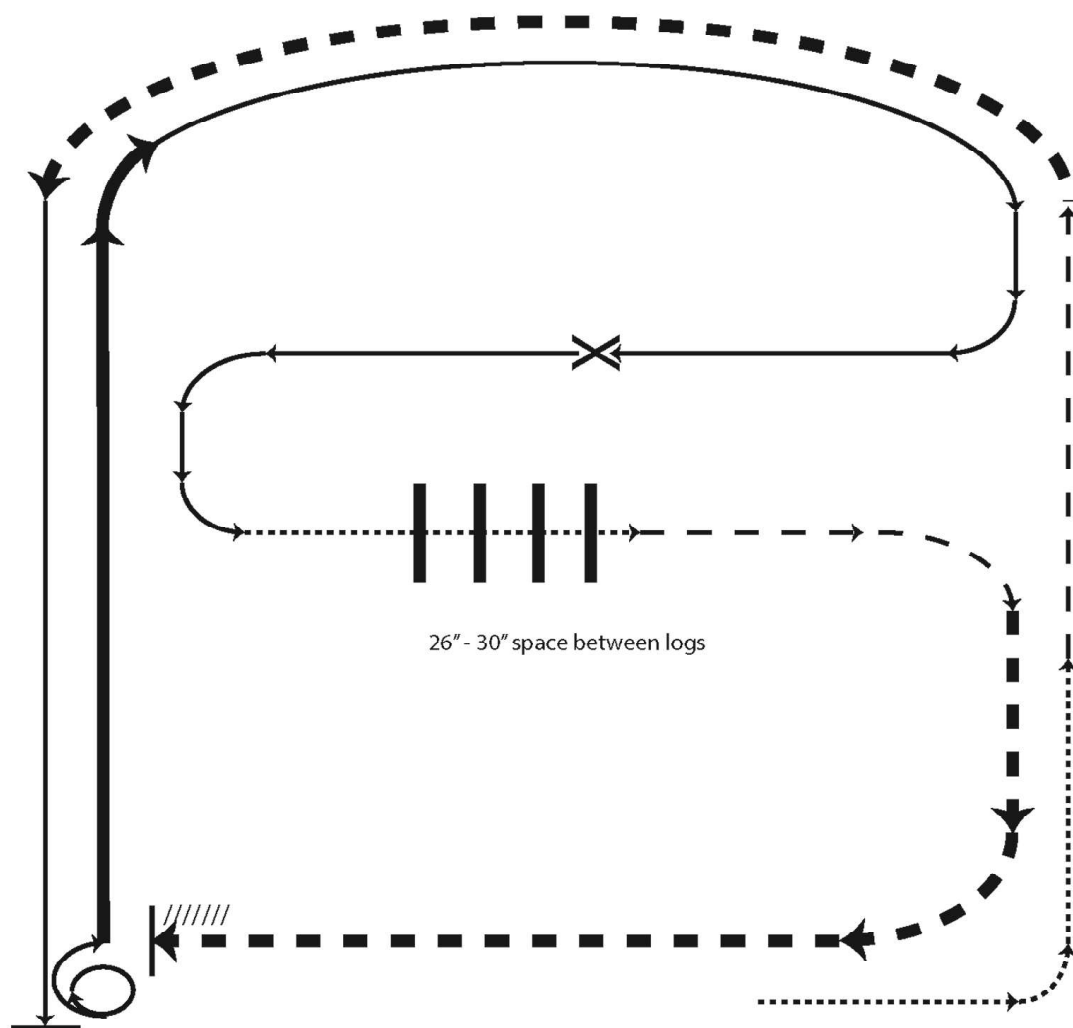
1. Begin at A , walk and work gate
2. Extended trot serpentine
3. Break to trot and trot in chute
4. Stop and back up through L
5. Walk out and go over logs
6. Sidepass, walk out
7. Lope left lead over logs
8. Break to trot
9. Break to walk, walk over bridge
10. Walk to exit

Walk	-----
Trot	- - - - -
Extended Trot	- . - . -
Lope	=====
Back	⊔ ⊔ ⊔ ⊔

Luxembourg International Championship 2025

Ranch Riding (L1/Novice Amateur - L1/Novice youth - Allbreed)

Show Date:



26" - 30" space between logs

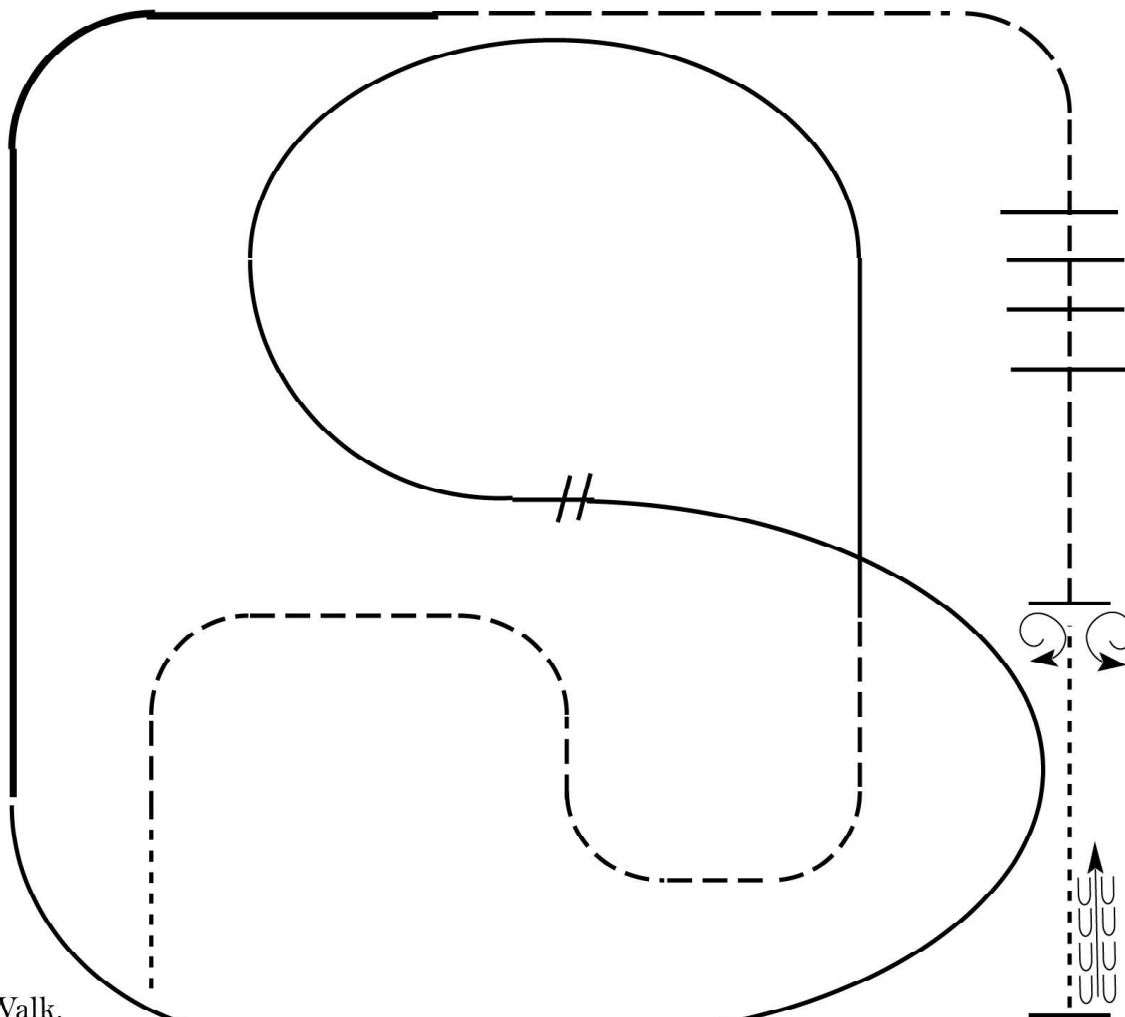
- X Lead Change
- Walk
 - - - Trot
 - - - Ext Trot
 - — — Lope
 - — — Ext Lope
 - /////// Back

1. Walk
2. Trot
3. Extended trot
4. Left lead lope
5. Stop, 1 1/2 turn right
6. Extended lope
7. Collect to working lope-right lead
8. Change leads (simple or flying)
9. Walk
10. Walk over logs
11. Trot
12. Extended trot
13. Stop and back

Luxembourg International Championship 2025

Ranch Riding (Amateur - Select - Youth)

Show Date:

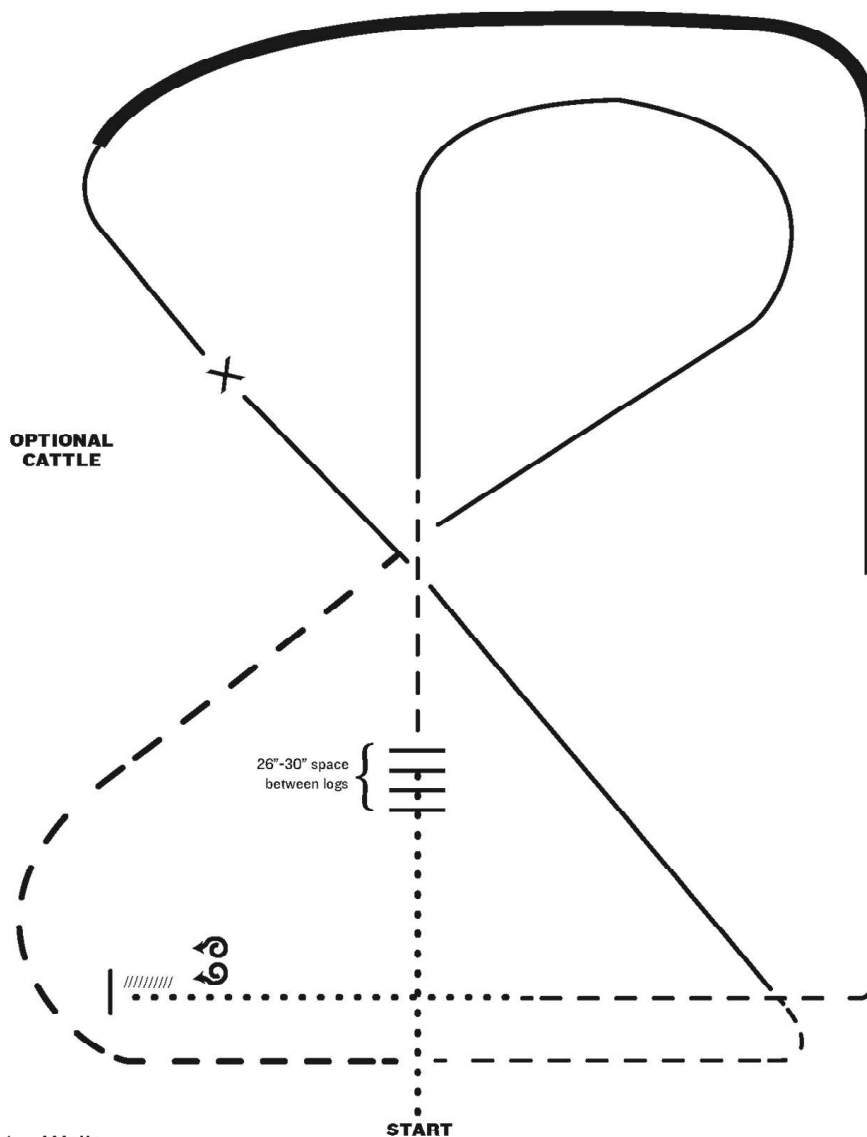


1. Walk.
2. Trot serpentine
3. Lope left lead around end of arena and then diagonally across arena.
4. Change leads (simple or flying) and
5. Lope on the right lead around end of the arena.
6. Extend lope on the straight away around corner to center of arena.
7. Extend trot around corner of arena
8. Collect to a trot
9. Trot over poles
10. Stop do a 360 turn each direction (either direction 1st)
11. Walk, stop and back.

Walk	-----
Jog	-----
Extended Jog	-----
Lope	-----
Lead Change	
Back	
Marker	

Luxembourg International Championship 2025 Ranch Riding (Open)

Show Date:

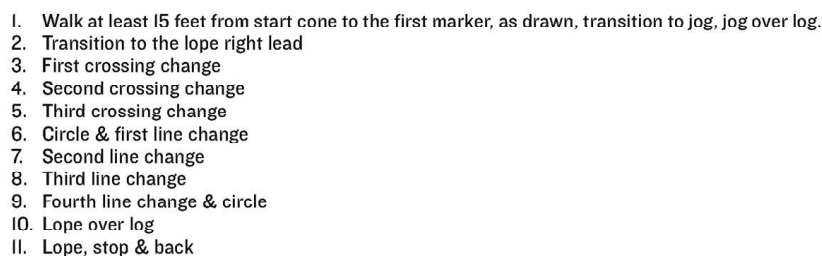


1. Walk
2. Walk over logs
3. Trot
4. Lope right lead
5. Extended trot
6. Trot
7. Lope left lead
8. Change leads (simple or flying)
9. Right lead, extended lope
10. Collect Lope
11. Trot
12. Walk
13. Stop and back
14. 360 degree turn each direction (either direction 1st) (L-R or R-L)

Note: The drawn description of this pattern is only intended for the general depiction of the pattern. Exhibitors should utilize the arena space to best exhibit their horses.

Show Date:

LEGEND



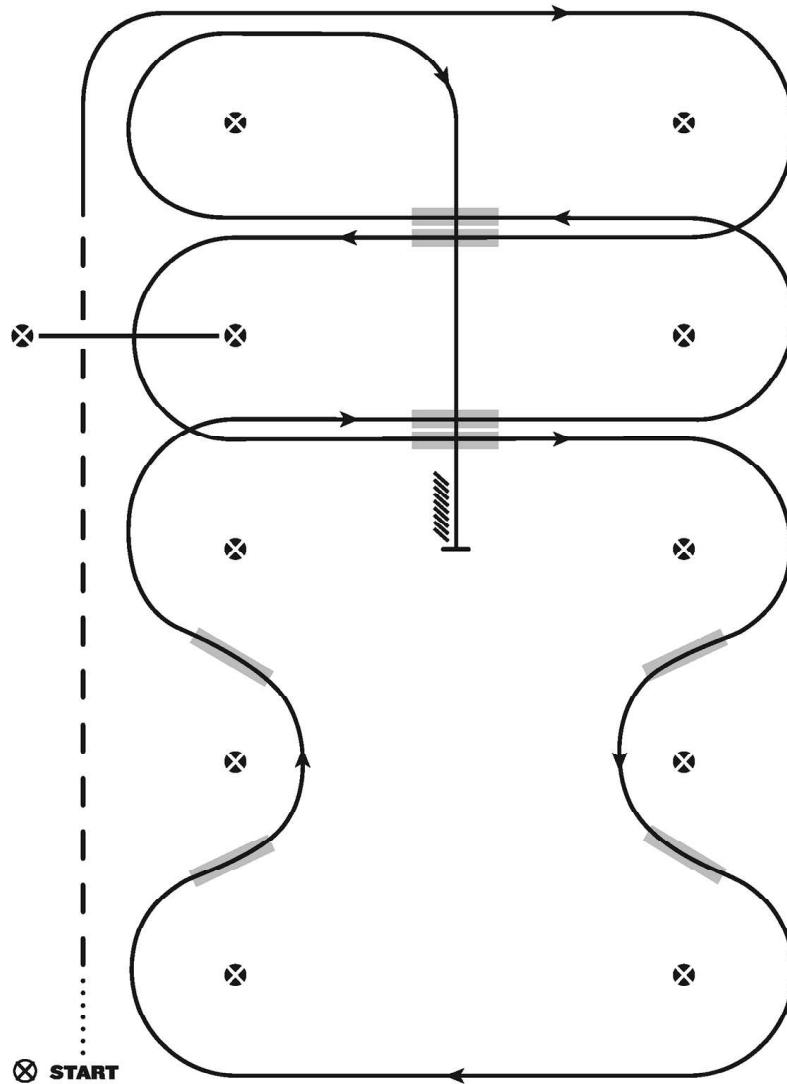
[WR/OP-7]

Luxembourg International Championship 2025

Western Riding (Open)

Show Date:

WESTERN RIDING - PATTERN 8



LEGEND

- Walk
- - - - - Jog
- Lope
- //// Back
- Lead Changing Area

1. Walk at least 15 feet from start cone to the first marker, transition to jog, jog over log.
2. Transition to the lope right lead
3. First crossing change
4. Lope over log
5. Second crossing change
6. First line change
7. Second line change
8. Third line change
9. Fourth line change
10. Third crossing change
11. Fourth crossing change
12. Lope up the center, stop & back

Revised 06-07-2021

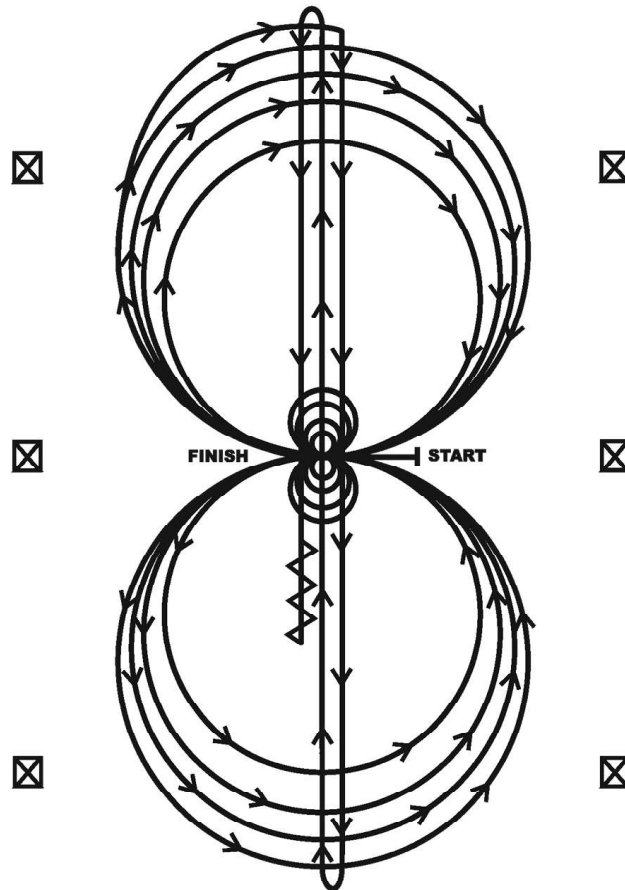
[WR/OP-8]

Luxembourg International Championship 2025

Reining (Amateur - youth - Allbreed)

Show Date:

REINING PATTERN 4



Horses may walk or jog to the center of the arena. Horses must walk or stop prior to starting pattern. Beginning at the center of the arena facing the left wall or fence.

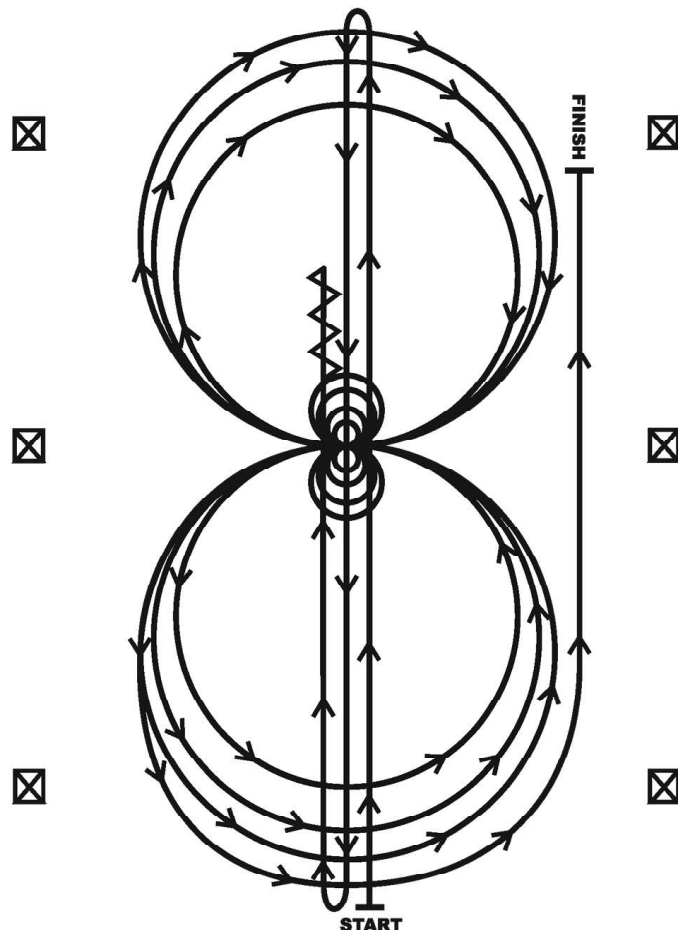
1. Beginning on the right lead, complete three circles to the right: the first two large and fast; the third circle small and slow. Stop at the center of the arena. Hesitate.
2. Complete four spins to the right. Hesitate.
3. Beginning on the left lead, complete three circles to the left: the first two circles large and fast; the third circle small and slow. Stop at the center of the arena. Hesitate.
4. Complete four spins to the left. Hesitate.
5. Beginning on the right lead, run a large fast circle to the right, change leads at the center of the arena, run a large fast circle to the left, and change leads at the center of the arena. (Figure 8)
6. Continue around previous circle to the right. At the top of the circle, run down the middle to the far end of the arena past the end marker and do a right rollback—no hesitation.
7. Run up the middle to the opposite end of the arena past the end marker and do a left rollback—no hesitation.
8. Run past the center marker and do a sliding stop. Back up to the center of the arena or at least ten feet (three meters). Hesitate to demonstrate completion of the pattern.

[R/AQHAP-4]

Luxembourg International Championship 2025 Reining (Open)

Show Date:

REINING PATTERN I



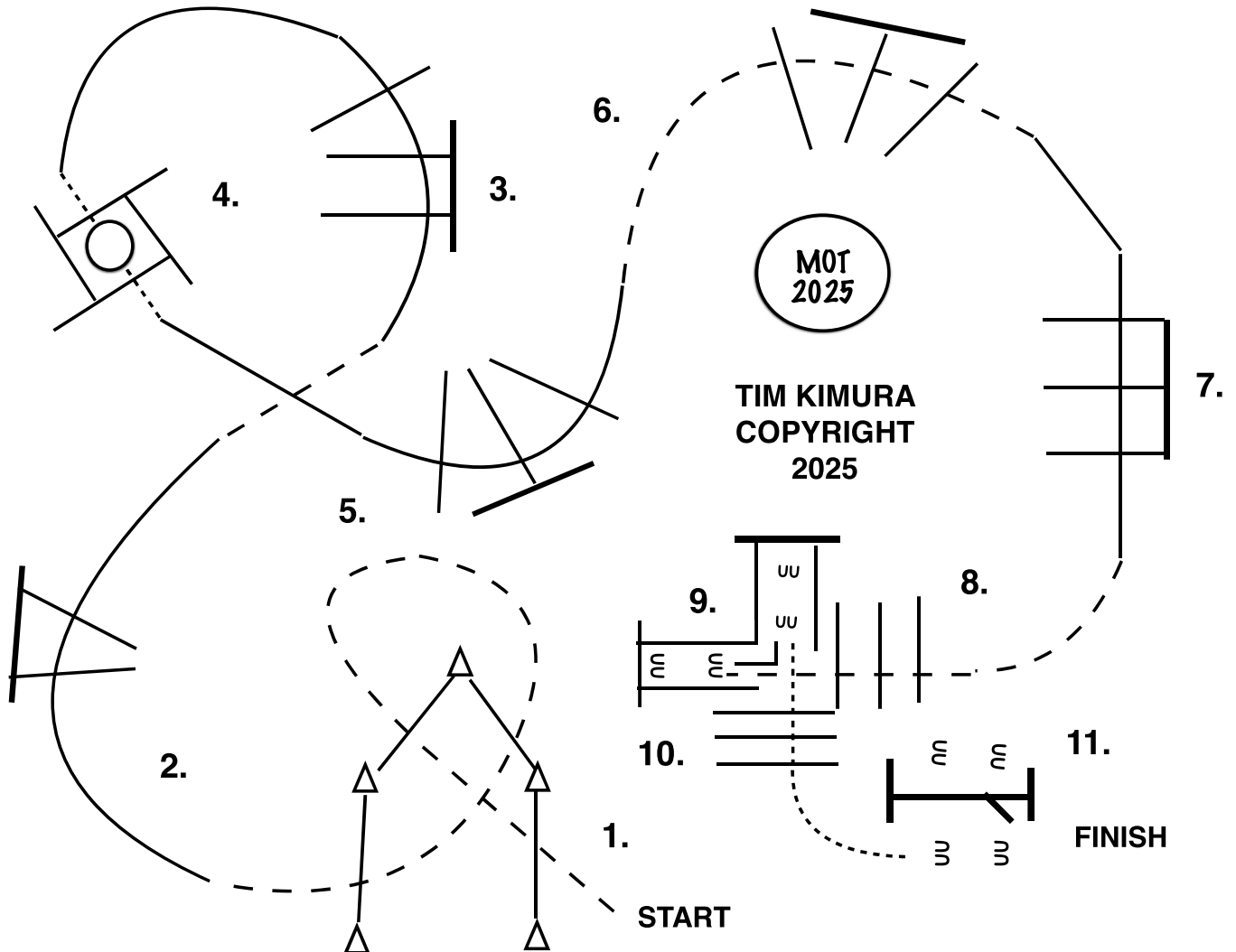
1. Run at speed to the far end of the arena past the endmarker and do a left rollback—no hesitation.
2. Run to the opposite end of the arena past the end marker and do a right rollback—no hesitation.
3. Run past the center marker and do a sliding stop. Back up to center of the arena or at least ten feet (three meters). Hesitate.
4. Complete four spins to the right. Hesitate.
5. Complete four and one-quarter spins to the left so that horse is facing left wall or fence. Hesitate.
6. Beginning on the left lead, complete three circles to the left: the first circle large and fast; the second circle small and slow; the third circle large and fast. Change leads at the center of the arena.
7. Complete three circles to the right: the first circle large and fast; the second circle small and slow; the third circle large and fast. Change leads at the center of the arena.
8. Begin a large circle to the left but do not close this circle. Run straight up the right side of the arena past the center marker and do a sliding stop at least twenty feet (six meters) from wall or fence. Hesitate to demonstrate the completion of the pattern.

[R/AQHAP-1]

2025 Luxembourg International Championship

Friday June 6th, 2025

All Breed Trail
L1/Green Trail
L1/Novice Amateur

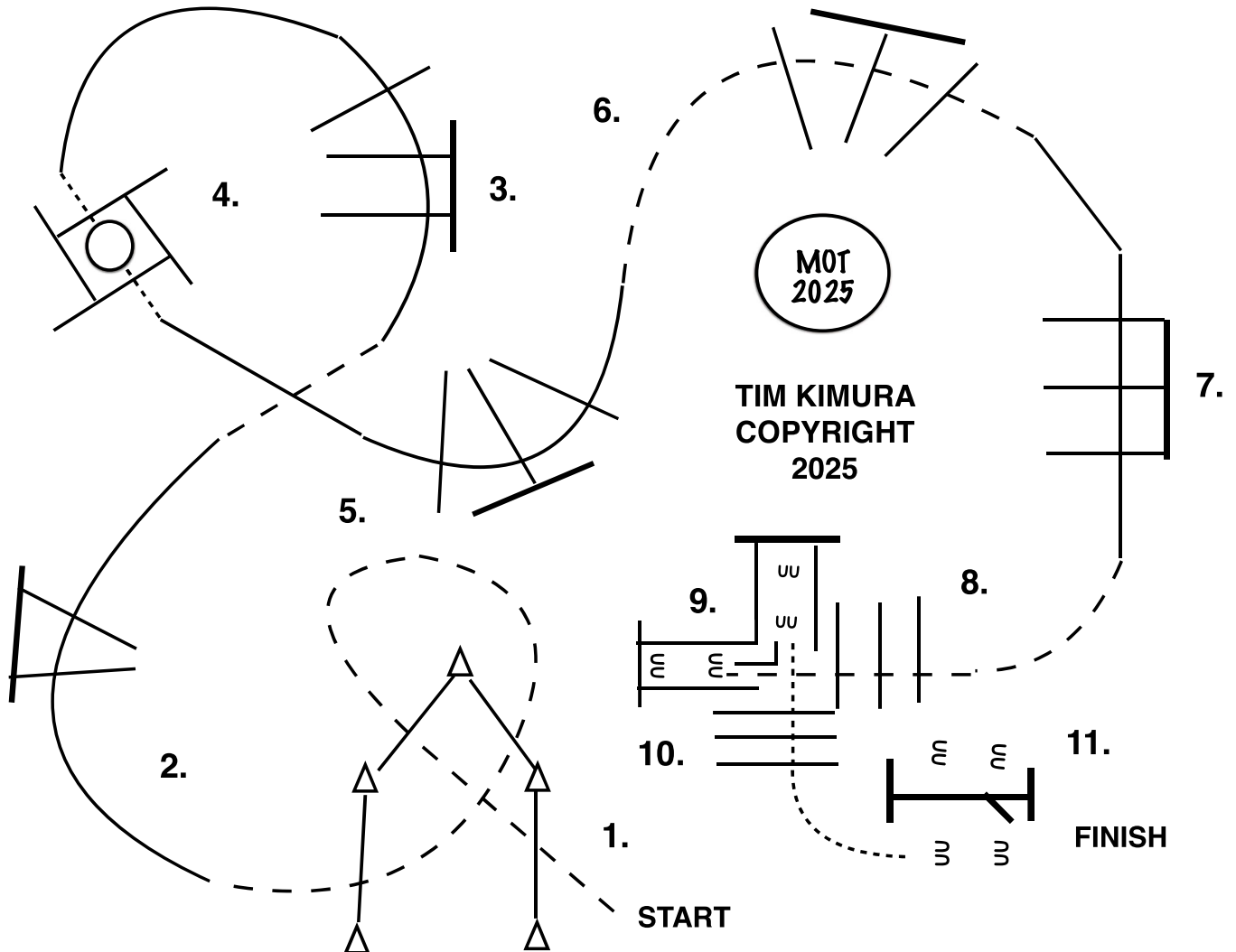


1. JOG OVER POLES, JOG AROUND CONES.
2. LOPE OVER POLES (RIGHT LEAD).
3. BREAK TO THE JOG, THEN LOPE OVER POLES (LEFT LEAD).
4. STOP OR BREAK TO THE WALK, WALK INTO BOX, EXECUTE A 360 TURN EITHER WAY, WALK OUT BOX.
5. LOPE OVER POLES (LEFT LEAD).
6. BREAK TO THE JOG, JOG OVER POLES.
7. LOPE OVER POLES (RIGHT LEAD).
8. BREAK TO THE JOG, JOG OVER POLES, JOG INTO CHUTE.
9. BACK BETWEEN POLES, BACK AROUND CORNER.
10. WALK OUT CHUTE, WALK OVER POLES, WALK UP TO GATE.
11. WORK GATE LEFT HAND.

2025 Luxembourg International Championship

L1 Youth Trail Youth Trail

Sunday June 8th, 2025

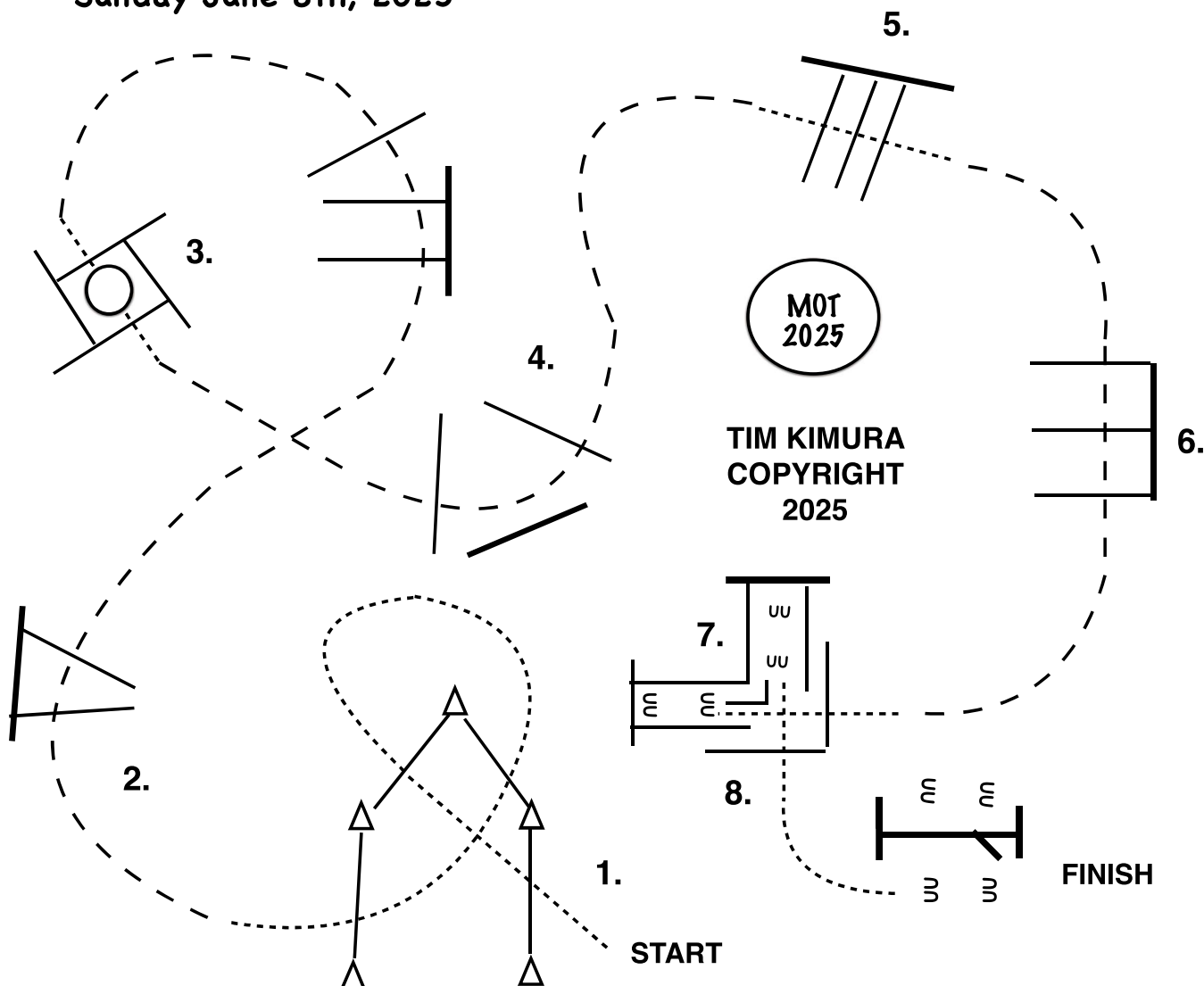


1. JOG OVER POLES, JOG AROUND CONES.
2. LOPE OVER POLES (RIGHT LEAD).
3. BREAK TO THE JOG, THEN LOPE OVER POLES (LEFT LEAD).
4. STOP OR BREAK TO THE WALK, WALK INTO BOX, EXECUTE A 360 TURN EITHER WAY, WALK OUT BOX.
5. LOPE OVER POLES (LEFT LEAD).
6. BREAK TO THE JOG, JOG OVER POLES.
7. LOPE OVER POLES (RIGHT LEAD).
8. BREAK TO THE JOG, JOG OVER POLES, JOG INTO CHUTE.
9. BACK BETWEEN POLES, BACK AROUND CORNER.
10. WALK OUT CHUTE, WALK OVER POLES, WALK UP TO GATE.
11. WORK GATE LEFT HAND.

2025 Luxemburg International Championship

All In Hand Trail Classes

Sunday June 8th, 2025

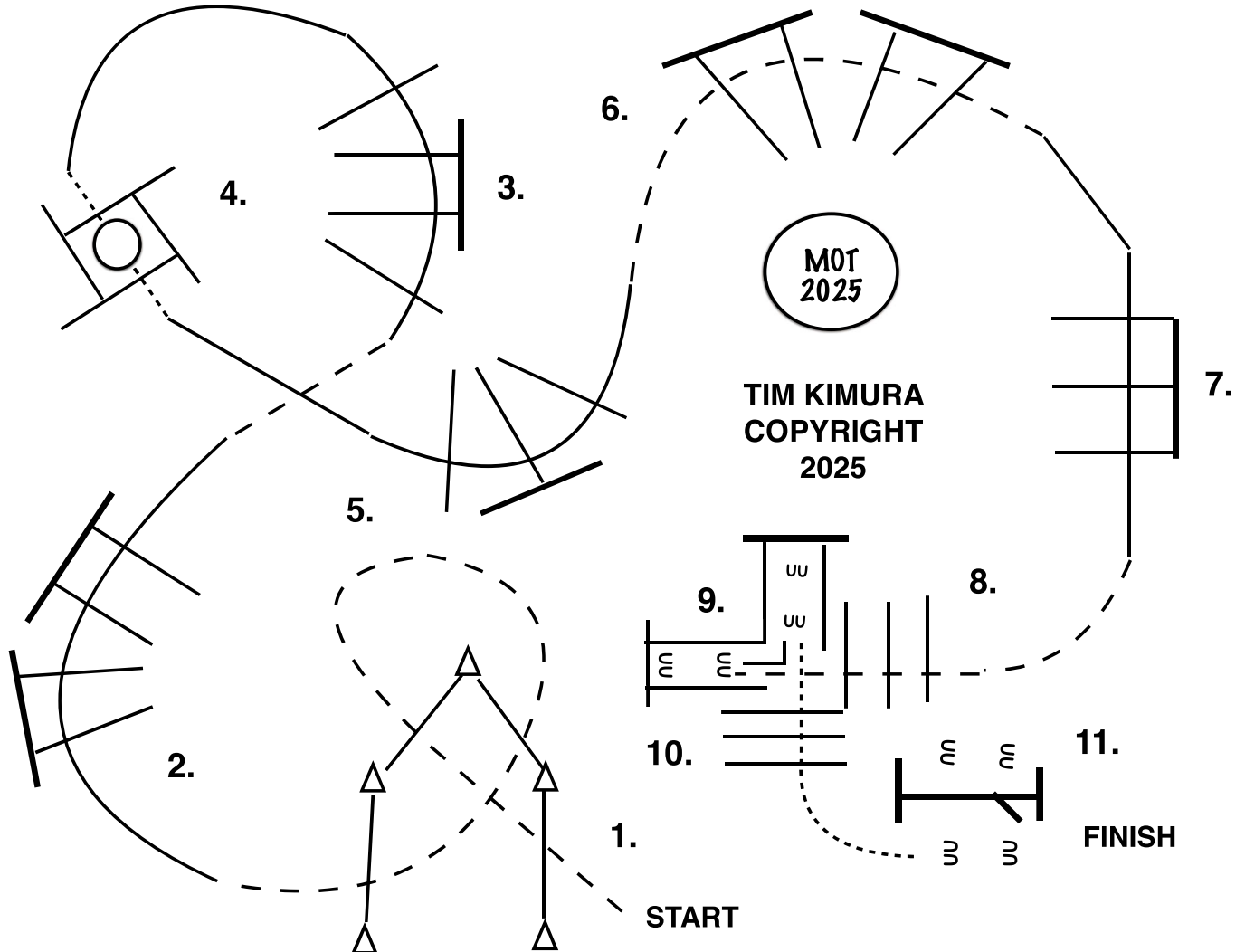


1. WALK OVER POLES, WALK AROUND CONES.
2. JOG OVER POLES.
3. STOP OR BREAK TO THE WALK, WALK INTO BOX, EXECUTE A 360 TURN RIGHT, WALK OUT BOX.
4. JOG OVER POLES.
5. STOP OR BREAK TO THE WALK, WALK OVER POLES.
6. JOG OVER POLES.
7. STOP OR BREAK TO THE WALK, WALK OVER POLE, WALK INTO CHUTE. BACK BETWEEN POLES, BACK AROUND CORNER.
8. WALK OUT CHUTE, WALK OVER POLE, WALK UP TO GATE. WORK GATE LEFT HAND.

2025 Luxemburg International Championship

Open Trail Amateur Trail & Select Trail

Sunday June 8th, 2025



1. JOG OVER POLES, JOG AROUND CONES.
2. LOPE OVER POLES (RIGHT LEAD).
3. BREAK TO THE JOG, THEN LOPE OVER POLES (LEFT LEAD).
4. STOP OR BREAK TO THE WALK, WALK INTO BOX, EXECUTE A 360 TURN EITHER WAY, WALK OUT BOX.
5. LOPE OVER POLES (LEFT LEAD).
6. BREAK TO THE JOG, JOG OVER POLES.
7. LOPE OVER POLES (RIGHT LEAD).
8. BREAK TO THE JOG, JOG OVER POLES, JOG INTO CHUTE.
9. BACK BETWEEN POLES, BACK AROUND CORNER.
10. WALK OUT CHUTE, WALK OVER POLES, WALK UP TO GATE.
11. WORK GATE LEFT HAND.